



DataCandy Client Branding Guide

FOR SMALL BUSINESS

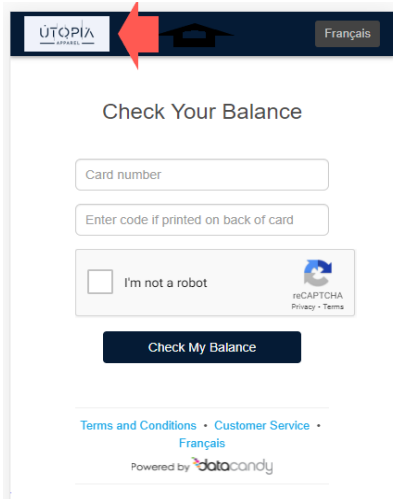
Purpose

The following will detail the information you need to provide to configure your client branding in the Member Portal

General Branding Info

Logo

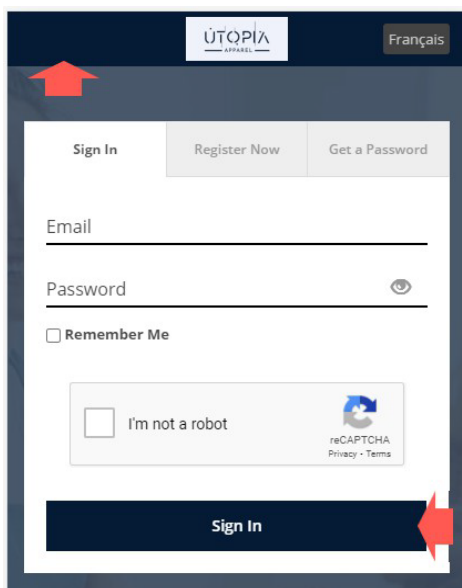
Provide your business logo that will be displayed in your Loyalty Portals.



- The logo has to have dimensions of 300 px wide x 75 px high.
- File types: png, jpg, jpeg are accepted.
- Note that the image will be resized to a maximum width of 300 pixels based on its original proportions.

Primary colour

Provide the primary brand colour code that represents your business. This colour is used in your loyalty portals and emails sent to your customers.

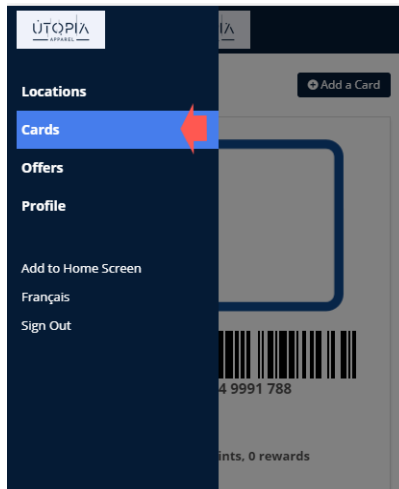


Colour Code

Click or tap here to enter the colour code

Secondary colour

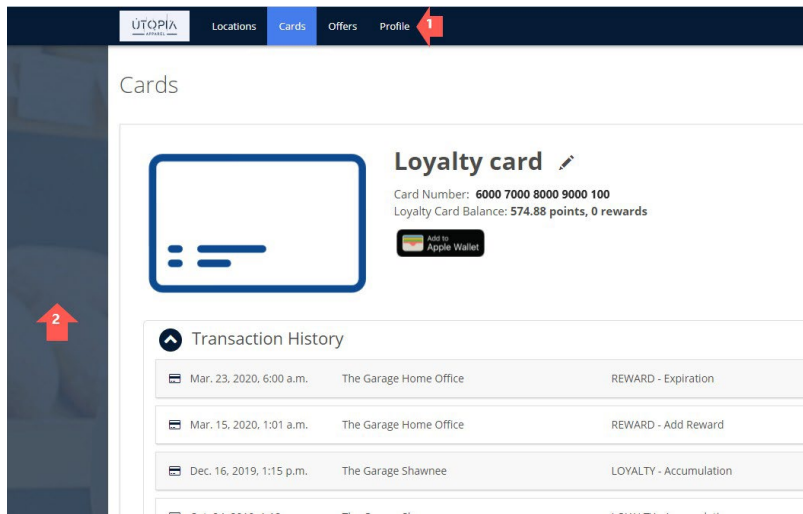
Provide the secondary brand colour code that represents your business. This colour is used in your loyalty portals.



Colour Code

Click or tap here to enter the colour code

Main elements



1. Background image

- The image has to have dimensions of **1280 px wide x 807 px high**